



SlidingWardrobeWorld

The World of Sliding Wardrobes Delivered to Your Door



Sliding Wardrobe World

Sliding Wardrobe World sliding doors and storage solutions bring unparalleled elegance and style to your bedroom, creating wardrobes with clever, functional storage to maximise your space.

You can choose from a wide range of styles and finishes to create wardrobes and storage that you'll want to show off.

Before



With free standing and modular wardrobes a large area of usable space can easily be wasted.

After



Our products work around you to make the most of any space, in any room.

contents

clever solutions

04 why sliding doors & storage solutions
All the information you need plus more.

08 solutions for every room
A useful guide to use across the home.

End panels, fillets & fitting accessories

See pages **52–53** for all the accessories you may need to adjust your opening.

door designs

A range of sliding doors made in the UK from the highest quality materials.

10 heritage designs

16 classic design

20 shaker design

24 contour design

28 ellipse design

32 minimalist design

36 titan design

42 switch design

44 domalti design

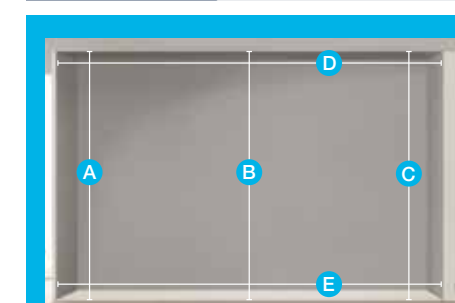
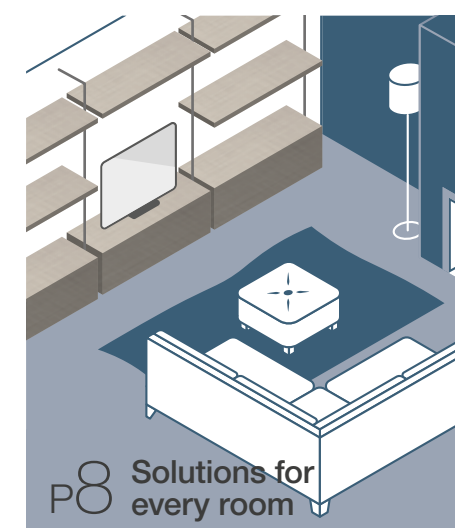
46 loft designs

storage solutions

Stanchion based systems that can run from floor to ceiling or floor to wall.

54 aura storage solutions

56 relax storage solutions



P58–61
Plan your space
doors & interiors

P6–7

All the clever things our products offer



Relax & enjoy

Our relax storage system comes with the option of a media unit, so you can sit back and watch your favourite films in style.



More choice than a sweet shop

Our doors have a multitude of glass colours and wood effect options so you have creative freedom in designing your own look.



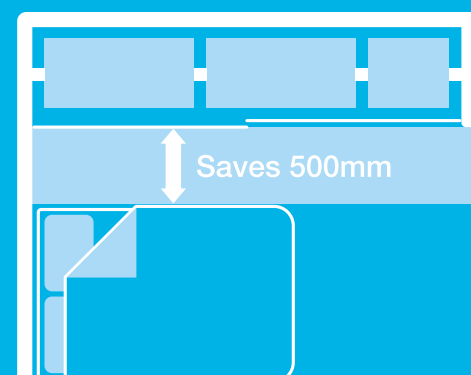
P54–57
Storage Solutions

why sliding doors & storage solutions...

1 space saving, space creating

Sliding doors not only save you space on the outside of the wardrobe, they also make more of what's on the inside!

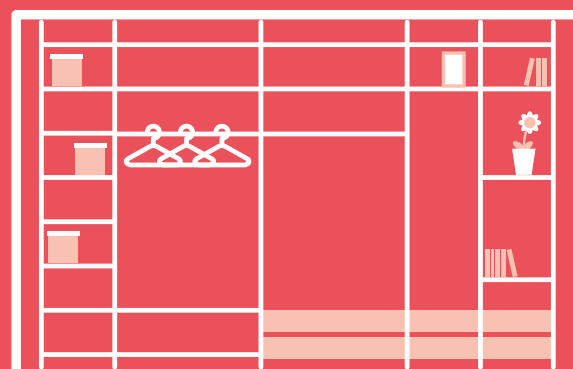
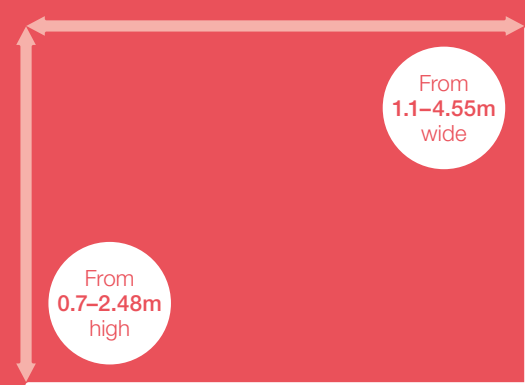
Sliding doors can go from wall to wall or wall to end panel.



2 fit any space

Our custom sliding doors can be made to fit any space from: **0.7 – 2.48m** high and **1.1 – 4.55m** wide.

Our modular storage systems can be built to fit any space from: **1.2 – 2.78m** high and as wide as you want. Filling any space, wall to wall, floor to ceiling.



3 outside of bedroom

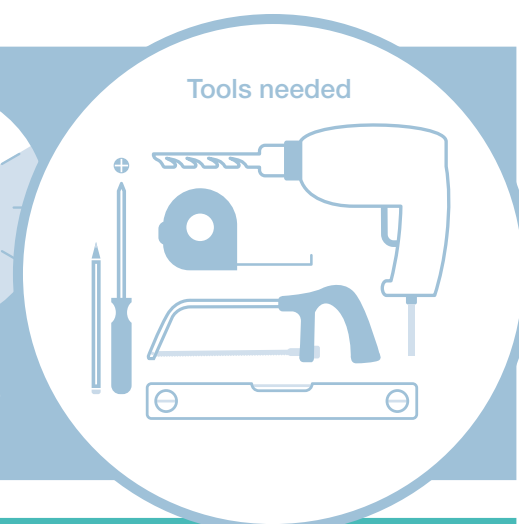
Sliding doors are a great solution outside of the bedroom where they can be used as room dividers in kitchens, pantries or utility rooms without losing room depth needed for traditional hinged doors.

4 easy to install

Spacepro sliding doors can be fitted in just a couple of hours. Simply position and fix your top and bottom tracks, then position your doors in place.




Can be fitted in just a couple of hours!




5 quality & guarantee

All Spacepro doors are manufactured in Sheffield at our state of the art production facility. All our wood materials are both FSC and PEFC registered. We're so confident in our systems that we offer a 10 year guarantee on all moving parts.




→ clever solutions

See next page for all the lovely things our sliding doors and storage systems can do!



Quiet as a mouse

Our custom doors and furniture units come with a soft close feature so you won't be disturbed by any noise at all.



Easy peasy

All our products come with easy to follow instructions so your DIY project need not be daunting.



Fits all kinds of rooms

You don't need a huge space for a sliding door wardrobe, our products can be made to fit all kinds of opening spaces.




More choice than a sweet shop

Our doors have a multitude of glass colours and wood effect options so you have creative freedom in designing your own look.



Relax & enjoy

Our Relax storage system comes with the option of a media unit, so you can sit back and watch your favourite films in style.



innovative

A place for everything

No matter how many clothes you have or how much stuff you need to store, with a choice of shelves, hanger bars, drawers, shoe racks and more, you can fit it all in effortlessly.



Double-sided

We manufacture a double sided door which is perfect for a walk-in wardrobe or as a room divider.

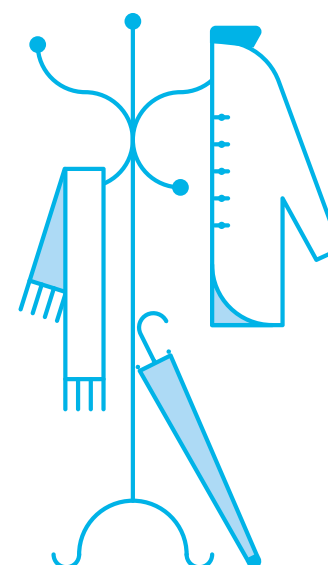
Make the most out of any space

You can unlock the potential of all the awkward spaces throughout your home with our Relax storage system by cutting the stanchions to fit.



You can never have too many shoes

Do you have lots of shoes? With our specially designed shoe racks you can store them all with ease.



Hang your hat & coat

Use our brilliant sliding doors to hide all your hallway clutter. Combine it with our storage solutions and you can easily store away coats, shoes, umbrellas and anything else.



Moves with you

All our products can be dismantled and taken with you wherever life takes you. They can be easily adjusted and added to, to meet the needs of your new home.

anywhere



A space for studying

Our shelving systems are perfect for the home office or study. It's up to you what you put on the shelves!



All the essentials

Our products are so versatile you can even use them in the utility room to organise your laundry and groceries.

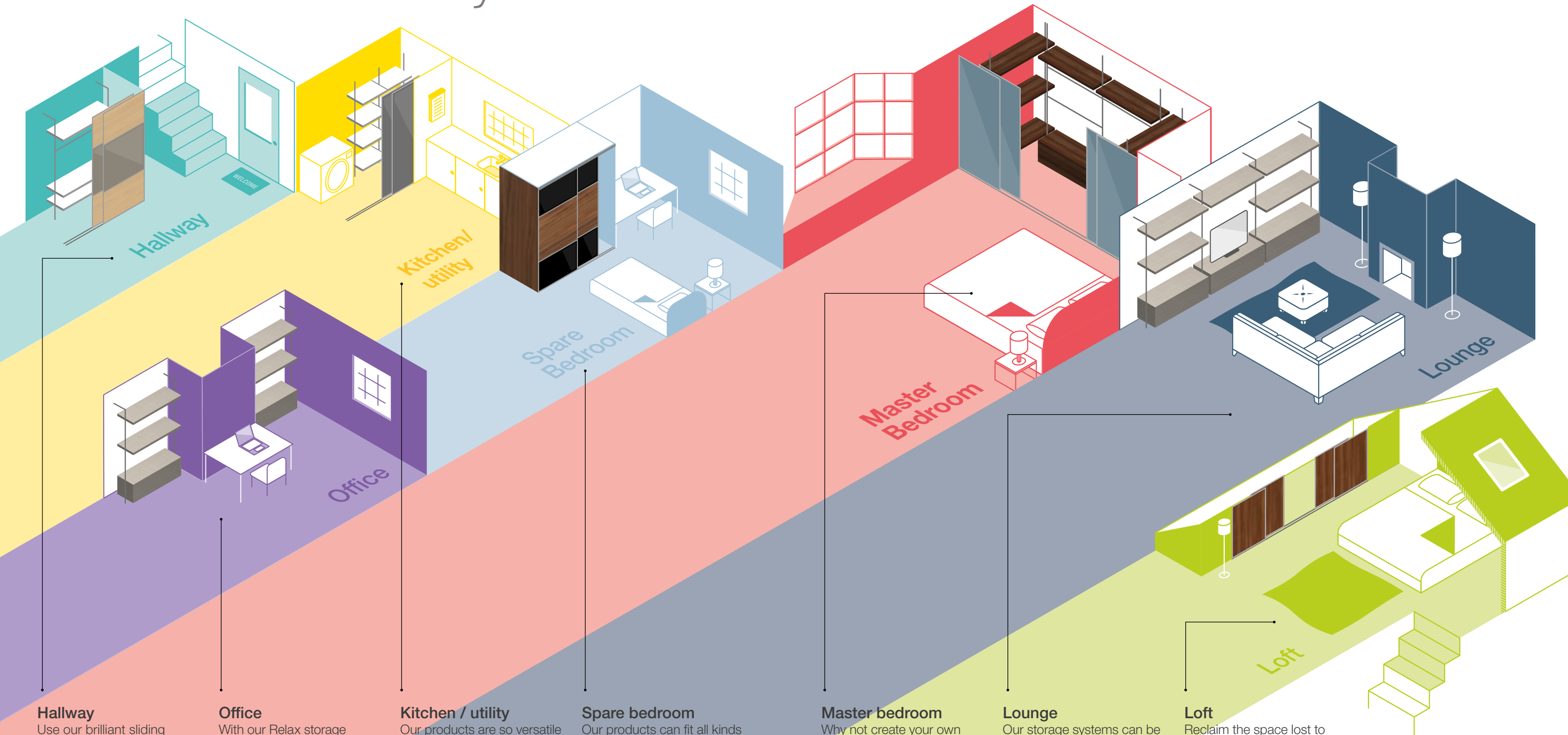


Treat yourself to more space

Why not treat yourself by creating your own walk-in wardrobe? Our flexible systems offer a wide variety of combinations to meet all your storage needs.

solutions for every room

sliding doors & storage solutions



Hallway
Use our brilliant sliding doors to cover all your hallway clutter.

Office
With our Relax storage system, you can make even the most awkward spaces usable.

Kitchen / utility
Our products are so versatile that you can use them in a utility room to store away all your groceries. Our sliding doors make perfect room dividers.

Spare bedroom
Our products can fit all kinds of spaces. You don't need a big room to create your dream look.

Master bedroom
Why not create your own walk-in wardrobe? Bring that touch of luxury into your bedroom.

Lounge
Our storage systems can be used outside of a wardrobe to help you achieve that wow factor in your home.

Loft
Reclaim the space lost to pitched roofs. Make your loft room just as stunning as the rest of your home.



heritage

A popular look that brings warmth to your home.

Room shows:
4x 610mm wide fixed sized doors. Heritage (silver) single panel, mirror finish.
Size of opening: H 2260 x W 2240mm.



If you need to build down, you can use either our open height reducer or spacer blocks. See page 53.

Heritage silver frame

Rooms show:

- 1 4x 610mm wide fixed sized doors.
Single panel, mirror finish with silver frame.
Size of openings: H 2260 x W 1200mm each.
- 2 2x 914mm wide fixed sized doors.
Single panel, soft white finish with silver frame.
Also showing Relax storage system in walnut.
Size of opening: H 2300 x W 1800 x D 620mm.



heritage

(silver)

When all you're looking for is simplicity, this traditional design provides exactly that and more.

A single panel door design, with a variety of finishes to choose from, the range will complement the original features in your home.

This design comes with a silver frame.

For wood effect frame options see next page.

Door design

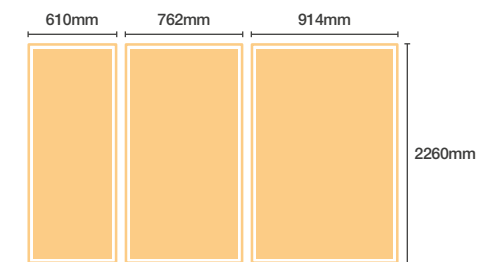
Single panel



Size options

Fixed sized doors

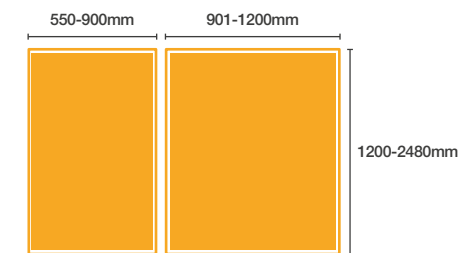
Available to fit an opening height of 2260mm in 3 set widths.



With these doors use trackset A.

Custom sized doors

Made bespoke to fit your space.



Come complete with colour matched track and include soft close.

See page 58 for more details on how to plan your space.


If you need to adjust your opening for any reason we have fitting accessories that can help, see page 53.

Colours & finishes

Glass & mirror



Glass & mirror (exclusive to custom sized doors)



heritage

(wood)

Colours & finishes


Wood effect (frames colour matched to wood choice)



Glass & mirror (frames; choice of wood finishes)



Glass & Mirror (frames; choice of wood finishes)



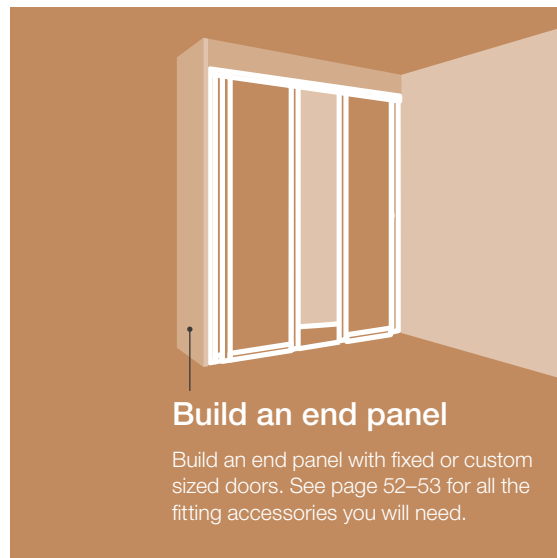
(Exclusive to custom sized doors)



1



2



Build an end panel


Build an end panel with fixed or custom sized doors. See page 52–53 for all the fitting accessories you will need.



Heritage frame (colour matched)

Door design

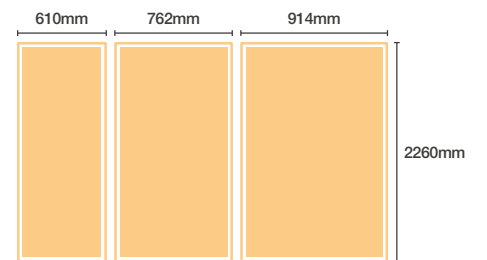
Single panel



Size options

Fixed sized doors

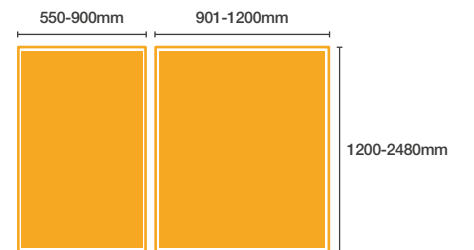
Available to fit an opening height of **2260mm** in 3 set widths.



With these doors use trackset A.

Custom sized doors

Made bespoke to fit your space.



Come complete with colour matched track and include soft close.

See page 58 for more details on how to plan your space.

If you need to adjust your opening for any reason we have fitting accessories that can help, see page 53.

Rooms show:

1

3x 610mm fixed sized doors. Single panel, mirror and oak finish with matching oak frame.
Size of opening:
H 2260 x W 1780mm.

2

2x 762mm fixed sized doors. Single panel mirror finish with walnut frame. Also showing Aura storage system in white.
Size of opening:
H 2260 x W 1500 x D 620mm.

classic

This versatile design will work across your home.



Room shows:

3x 762mm wide fixed sized doors. Wideline panel, black glass finish with silver frame. Also showing Aura interior in white. Size of opening: H 2260 x W 2236mm.

classic

A classic look updated with a contemporary feel.

Choose from wood effect or silver frames. Either complement with matching wood effect panels or make a bolder statement by combining wood effects and glass panels.

Now available in single, 3 or 4 panel options and with an extensive range of on-trend colours and finishes to choose from, the Classic range makes a great addition to any room.

Colours & finishes

Wood effect (frames colour matched to wood or silver finishes)



Glass & mirror (frames; choice of wood or silver finishes)



Glass & mirror (frames; choice of wood or silver finishes)



1

Rooms show:

1 4x custom sized doors. Wideline panel, mirror, oak and soft white glass finishes with oak frame. *Size of opening: H 2350 x W 3200mm.*

2 3x custom sized doors. Fineline panel, oak and soft white glass finish with silver frame. *Size of opening: H 2400 x W 2450mm.*

3 3x custom sized doors. Four panel, soft white glass finish with silver frame. *Size of opening: H 2200 x W 1850mm.*



Classic frame

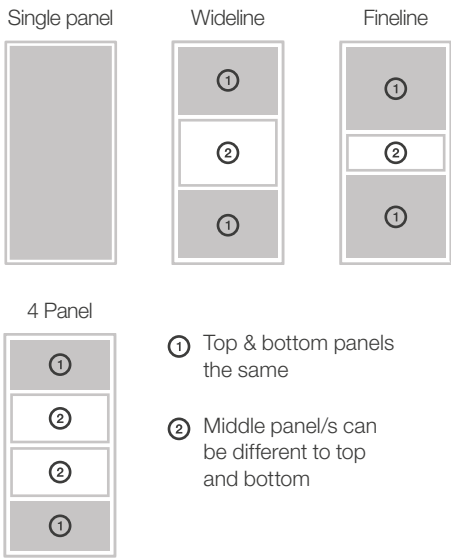


2



3

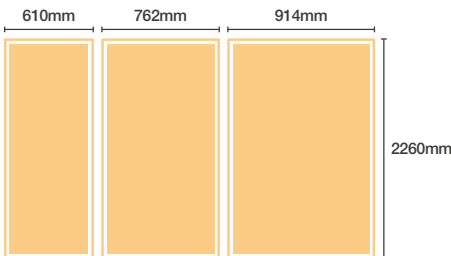
Door designs



Size options

Fixed sized doors

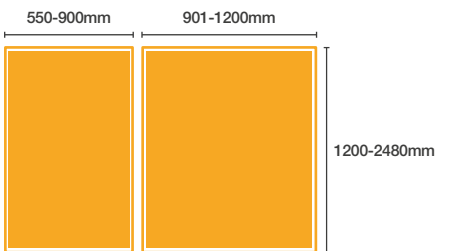
Available to fit an opening height of **2260mm** in 3 set widths.



With these doors use trackset A.

Custom sized doors

Made bespoke to fit your space.



Come complete with colour matched track and include soft close.

See page 58 for more details on how to plan your space.

If you need to adjust your opening for any reason we have fitting accessories that can help, see page 53.

shaker

A timeless look for any room.



Room shows:
3x custom sized doors. Single panel, grey mirror finish with walnut frame.
Size of opening: H 2400 x W 1800 x D 620mm.

shaker

A timeless design which offers you the flexibility to create a contemporary or more traditional look.

Choose from our wood effect frames. Either complement with matching wood effect panels or make a bolder statement by combining contrasting wood effects and glass panels together.

Now available in either a single or 3 panel option and with an extensive range of on-trend colours and finishes to choose from, the Shaker range is simply stunning and does justice to a modern day classic.

Colours & finishes


Wood effect (frames colour matched to wood choice)



Glass & mirror (frames; choice of wood finishes)



Glass & mirror (frames; choice of wood finishes)



(Exclusive to custom sized doors)

Rooms show:

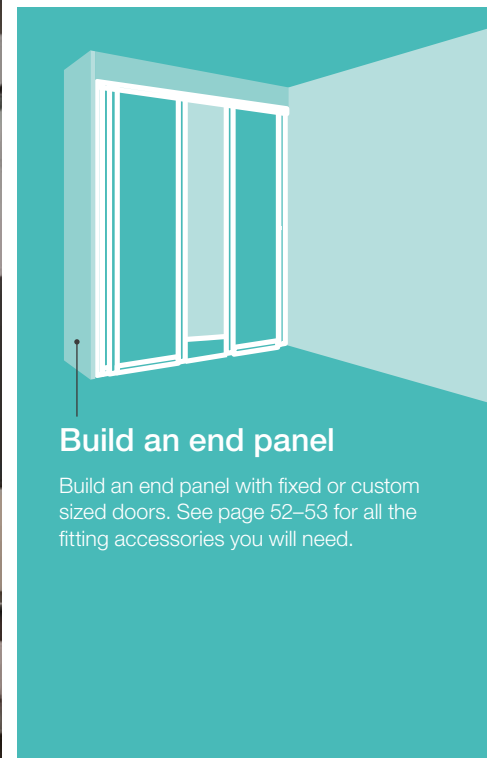
- 1** 2x 610mm wide fixed sized doors. Single panel, white and mirror finish with white frame. Also showing Aura interior in white and white end panel. Size of opening: H 2260 x W 1145 x D 620mm.
- 2** 4x 762mm wide fixed sized doors. Wideline, walnut and soft white glass finish with walnut frame. Size of opening: H 2260 x W 2898mm.



If you need to build down, you can use either our open height reducer or spacer blocks. See page 53.



Shaker frame




Door designs

Single panel



Wideline

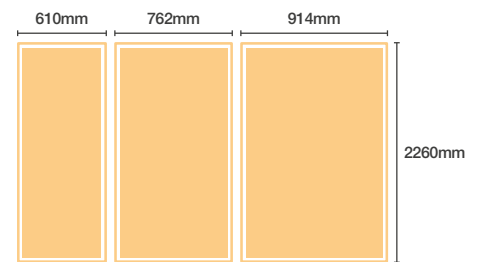


- 1** Top & bottom panels the same. Wood effect only.
- 2** Middle panel can be different to top and bottom. Glass & mirror only.

Size options

Fixed sized doors

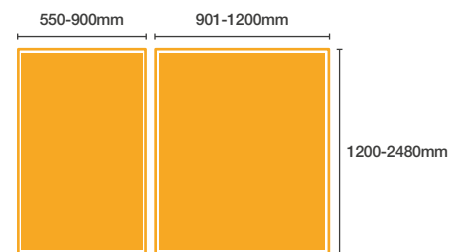
Available to fit an opening height of **2260mm** in 3 set widths.



With these doors use trackset A.

Custom sized doors

Made bespoke to fit your space.



Come complete with colour matched track and include soft close.

See page 58 for more details on how to plan your space.

If you need to adjust your opening for any reason we have fitting accessories that can help, see page 53.



contour

Sleek and stylish.

Room shows:
2x custom sized doors. Four panel, Soft white glass finish with satin silver frame.
Also showing Relax interior in walnut. Size of opening: H 2260 x W 1805 x D 620mm.



Rooms show:

1 4x custom sized doors.
Extra wideline panel, oak and black glass finish with satin silver frame.
Size of opening:
H 2450 x W 2500mm.

2 2x custom sized doors.
Two panel vertical split, soft white glass finish with satin silver frame.
Size of opening:
H 2050 x W 1800mm.



contour

This design will add something special to your home.

With a multitude of designs and colours to choose from you can really make a statement of your own.

Door designs

Single panel

2 Panel*

2 Panel vertical*

Wideline*

Fineline*

Extra wideline*

4 Panel*

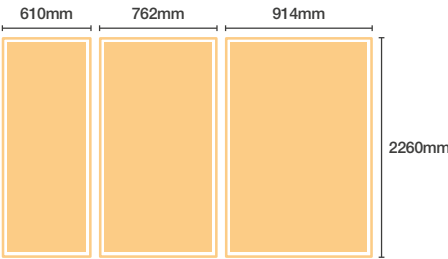
① Top & bottom panels the same

② Middle panel/s can be different to top and bottom

**Exclusive to custom sized doors*

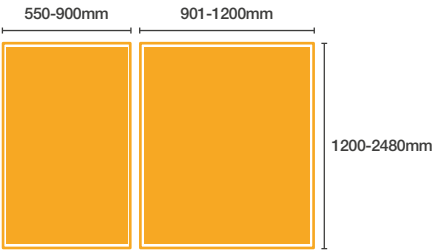
Size options

Fixed sized doors
Available to fit an opening height of 2260mm in 3 set widths.



With these doors use trackset D.

Custom sized doors
Made bespoke to fit your space.



Come complete with colour matched track and include soft close.

See page 58 for more details on how to plan your space.

If you need to adjust your opening for any reason we have fitting accessories that can help, see page 53.

Colours & finishes

Wood effect

Walnut

Oak

Beech

Maple

Glass & mirror

Black

Cappuccino

Cream

Soft white

Mirror

Glass & mirror (exclusive to custom sized doors)

Maroon

Grey mirror

Bronze mirror

Dark blue

Pure white

Frame colours

Satin silver

Exclusive to custom sized doors

Polished silver

Black

White

ellipse

Make a statement in your home.



Room shows:


3x custom sized doors. Finition panel: gris cannelle and grey mirror finish, with a satin silver frame. Also showing Relax interior in linen. Size of opening: H 2560 x W 2300 x D 620mm.



1

Rooms show:

- 1 2x custom sized doors.
Four panel, walnut and black glass finish with satin silver frame.
Also showing Relax interior in walnut.
Size of opening:
H 2260 x W 2000 x D 620mm.
- 2 3x custom sized doors.
Extra wideline panel, gris cannelle with grey mirror finish with satin silver frame.
Also showing Relax interior in linen.
Size of opening:
H 2480 x W 3100 x D 620mm.



Ellipse frame



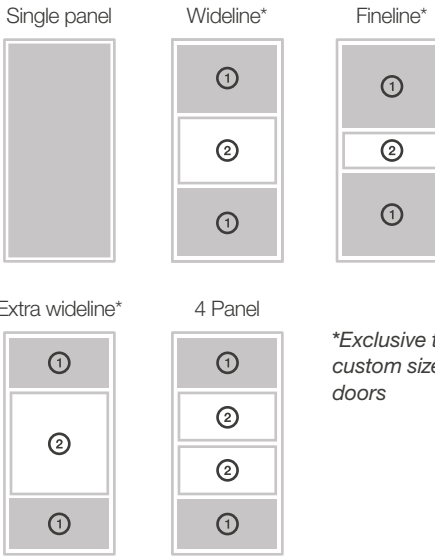
2

ellipse

A bold, elegant & effortless design to suit you.

Framed perfectly within a beautifully curved aluminium frame. This door style complements any modern room, or office giving it that added luxurious feel.

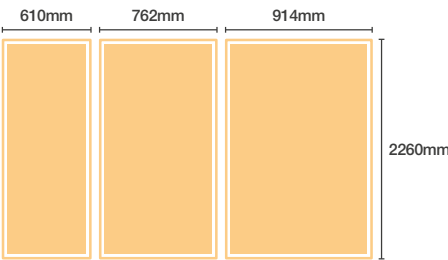
Door designs



- 1 Top & bottom panels the same
- 2 Middle panel/s can be different to top and bottom

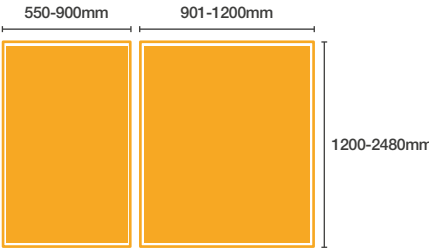
Size options

Fixed sized doors
Available to fit an opening height of 2260mm in 3 set widths.



With these doors use trackset B.

Custom sized doors
Made bespoke to fit your space.




Come complete with colour matched track and include soft close.

See page 58 for more details on how to plan your space.

If you need to adjust your opening for any reason we have fitting accessories that can help, see page 53.

Colours & finishes

Wood effect




Glass & mirror



Wood (exclusive to custom sized doors)



Glass & mirror (exclusive to custom sized doors)



minimalist

Striking clean lines.
Simply stunning.

Room shows:

4x custom sized doors. Four panel, walnut and mirror finish with a satin silver frame. Also showing Relax interior in linen.
Size of opening: H 2260 x W 2390 x D 620mm.

minimalist

A design to fit a sleek contemporary room.

The Minimalist range is unashamedly influenced by Italian design and makes a bold statement in any modern home. Rich glass colours add warmth and drama and ooze luxury. The subtle, brushed aluminium centre strip is deliberately understated, allowing the glass and wood panels to dominate the design with breathtaking results.

Colours & finishes

Wood effect




Walnut

Oak

Linen

Glass & mirror



Black


Cappuccino

Cream

Soft white

Mirror

Wood effect (exclusive to custom sized doors)



Gris cannelle

Glass & mirror (exclusive to custom sized doors)



Maroon

Grey mirror

Bronze mirror

Dark blue

Pure white

Rooms show:

1

3x 762mm wide fixed sized doors. Four panel, black glass finish with satin silver frame. Also showing Relax interior in linen.

Size of opening:
H 2260 x W 2236 x D 620mm.

2


3x custom sized doors. Two panel, soft white glass finish with satin silver frame. Also showing Relax interior in linen.

Size of opening:
H 2480 x W 2950 x D 620mm.




Door designs

2 Panel

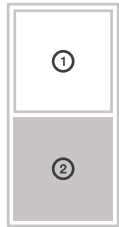


4 Panel

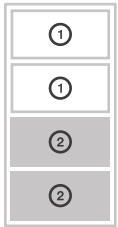


- ① Top two panels have to be the same colour
- ② Bottom two panels have to be the same colour

2 Panel*



4 Panel*

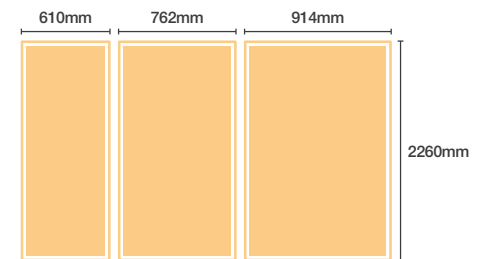


*Exclusive to custom sized doors

Size options

Fixed sized doors

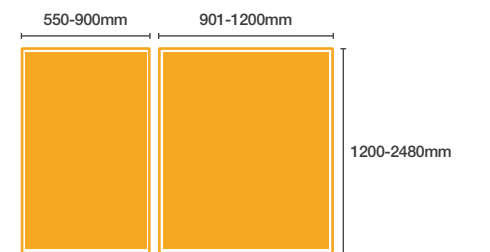
Available to fit an opening height of 2260mm in 3 set widths.



With these doors use trackset B.

Custom sized doors

Made bespoke to fit your space.



Come complete with colour matched track and include soft close.

See page 58 for more details on how to plan your space.

If you need to adjust your opening for any reason we have fitting accessories that can help, see page 53.

titan

For a luxurious
walk-in wardrobe

Room shows:


4x custom sized doors. Single panel, grey toughened glass finish with a satin silver frame.
Also showing Relax interior in linen. Size of opening: H 2480 x W 3606 x D 620mm.



1

Rooms Show:

- 1 3x 762mm wide fixed sized doors. Single panel, soft white glass finish with satin silver frame. Also showing Aura interior in white. Size of opening: H 2260 x W 2236 x D 620mm.
- 2 4x custom sized doors. Four panel, black glass finish with satin silver frame. Size of opening: H 2380 x W 3606mm.



Titan frame



2

titan

This double sided door is perfect for a walk-in wardrobe.

Titan's symmetrical curved design looks great from any angle. Choose glass both sides or a wood effect with glass on the reverse.

Door designs



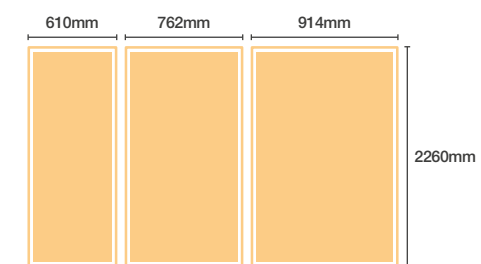
- 1 Top & bottom panels the same
- 2 Middle panel/s can be different to top and bottom

**Exclusive to custom sized doors*

Size options

Fixed sized doors

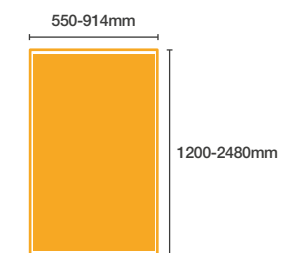
Available to fit an opening height of 2260mm in 3 set widths.



With these doors use trackset D.

Custom sized doors

Made bespoke to fit your space.




Come complete with colour matched track and include soft close.

See page 58 for more details on how to plan your space.

If you need to adjust your opening for any reason we have fitting accessories that can help, see pages 53.

Colours & finishes

Wood effect



Glass & mirror



Wood effect (exclusive to custom sized doors)



Glass & mirror (exclusive to custom sized doors)



switch & domalti

The perfect choice for creating an elegant walk-in wardrobe or for use as a room divider.



Room shows:

3x custom sized doors. Switch single panel, cappuccino glass finish with a satin silver frame. Also showing Relax interior in linen. Size of opening: H 2260 x W 2400 x D 620mm.

switch

The perfect choice for creating an elegant walk-in wardrobe or for use as a room divider.

The Switch design with its curved frame design is both contemporary and versatile and has a variety of glass and mirror finishes to choose from. Choose glass on both sides or a mirror with a different colour glass on the reverse to create that modern look.

Colours

Glass & mirror

Black

Maroon

Cappuccino

Cream

Soft white

Mirror

Glass & mirror (exclusive to custom sized doors)


Grey mirror

Grey toughened glass

Bronze mirror

Dark blue

Pure white



Door designs

Single panel

Wideline*

Fineline*

4 Panel*

① Top & Bottom panels the same

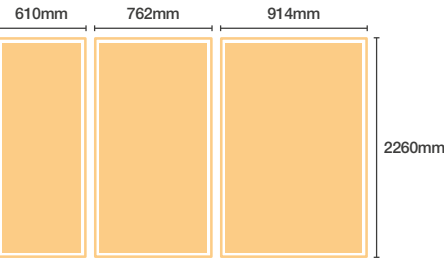
② Middle panel/s can be different to top and bottom

*Exclusive to custom size doors

Size options

Fixed sized doors

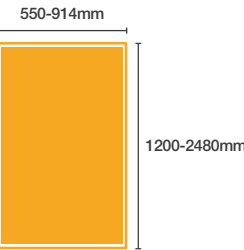
Available to fit an opening height of 2260mm in 3 set widths.



With these doors use trackset C.

Custom sized doors

Made bespoke to fit your space.



Come complete with colour matched track and include soft close.

See page 58 for more details on how to plan your space.

If you need to adjust your opening for any reason we have fitting accessories that can help, see page 53.

Rooms show:

- 1



2x custom sized doors. Fineline panel, pure white with grey mirror finish with satin silver frame. Size of opening: H 2390 x W 1803mm.
- 2

3x custom sized doors. Four panel, soft white glass finish with satin silver frame. Also showing Relax interior in linen. Size of opening: H 2450 x W 2692 x D 1100mm.

The Domalti design with its sleek square profile is both contemporary and versatile and has a variety of glass and mirror finishes to choose from. Choose glass on both sides or a mirror with a different colour glass on the reverse to create that modern look.

Colours

Glass & mirror

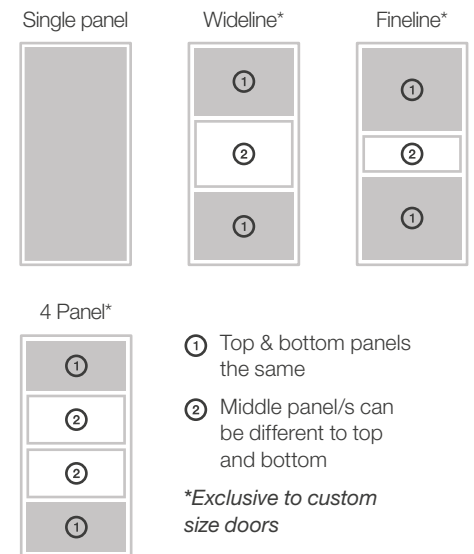


Rooms show:

- 1 4x custom sized doors.
Single panel, dark blue glass finish with satin silver frame.
Size of opening:
H 2390 x W 3606mm.
 - 2 4x custom sized doors.
Single panel, black glass finish with satin silver frame.
Size of opening:
H 2450 x W 3048 x D 620mm.



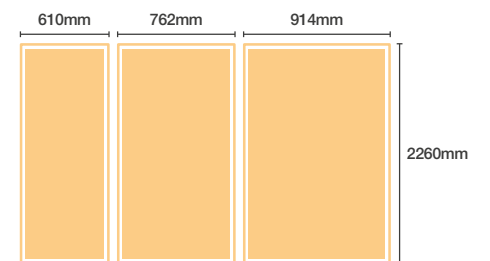
Door designs



Size options

Fixed sized doors

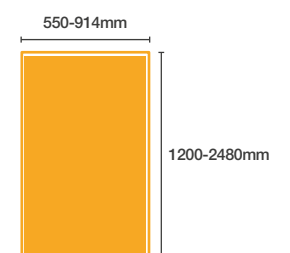
Available to fit an opening height of **2260mm**
in 3 set widths.



With these doors use trackset C.

Custom sized doors

Made bespoke to fit your space.




Come complete with colour matched track and include soft close.

See page 58 for more details
on how to plan your space.

If you need to adjust your opening for any reason we have fitting accessories that can help, see page 53.

loft ranges

Reclaim your eaves.



Room shows:

4x custom sized doors. Heritage Loft single panel, black glass and mirror finish with a satin silver frame. Also showing Relax interior in linen. Size of opening: H 1150 x W 2830 x D 620mm.

minimalist loft

Create space in your loft with this minimal design.

Our Loft range provides a great solution for maximising storage space in any attic room. Choose from a range of 2 panel glass and mirror options to create your own look.

Colours & finishes

Glass & mirror

Black

Cappuccino

Cream

Soft white

Mirror

Glass & mirror (exclusive to custom sized doors)

Maroon

Grey mirror

Bronze mirror

Pure white



Angled ceiling bracket

Room Shows:

1 3x 914mm wide fixed sized doors. Two panel, black glass finish with satin silver frame.
Size of opening:
H 1150 x W 2692 mm.

For fitting loft doors to angled ceilings, use our angled ceiling brackets. See page 53.



Minimalist frame

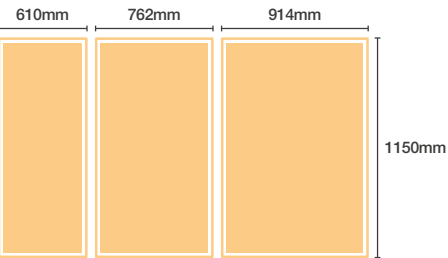
Door design



Size options

Fixed sized doors

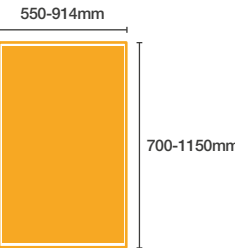
Available to fit an opening height of **1150mm** in 3 set widths.



With these doors use trackset B.

Custom sized doors

Made bespoke to fit your space.



Come complete with colour matched track and include soft close.

See page 58 for more details on how to plan your space.

If you need to adjust your opening for any reason we have fitting accessories that can help, see page 53.



Room Shows:

- 1** 4x custom sized doors. Single panel, black glass and grey mirror finish with silver frame. Also showing Relax interior in linen. Size of opening: H 1050 x W 3190 x D 620mm.

For fitting loft doors to angled ceilings, use our angled ceiling brackets. See page 53.

heritage loft

Create space in your loft with this traditional design.

Our Loft range provides a great solution for maximising storage space in any attic room. Choose from a range of single panel glass, mirror and wood options to create your own look. These doors are ideal for areas where your ceiling height is limited.

Door design

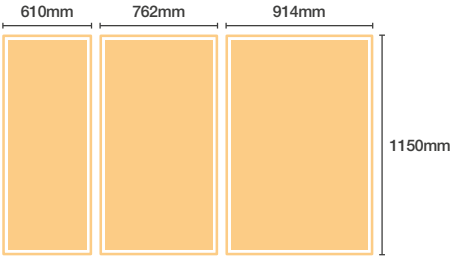
Single panel



Size options

Fixed sized doors

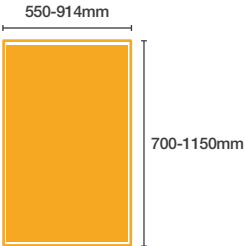
Available to fit an opening height of 1150mm in 3 set widths.



With these doors use trackset A.

Custom sized doors

Made bespoke to fit your space.



Come complete with colour matched track and include soft close.

See page 56 for more details on how to plan your space.

If you need to adjust your opening for any reason we have fitting accessories that can help, see page 53.

Colours & finishes

Wood effect (frames colour matched to wood choice)



Glass & mirror (frames; choice of wood finishes)



Glass & mirror (frames; choice of wood finishes)



end panels & fillets

These are a fantastic way to create the look you want.

In addition to wall to wall, sliding door wardrobes can also be created using end panels and fillets. End panels are large sections of timber used to create an artificial end for the doors to run up to. We supply these end panels in various finishes to match your doors.

Our fillets can be used along side our fitting accessories if you need to reduce your height or if you need to build in from a wall.

End panels can be used for **both wall to end panel** or **end panel to end panel**.

Colours

Wood


 Walnut


 Oak

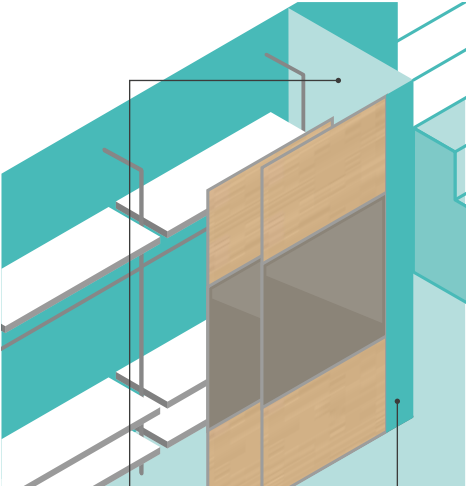

 Beech


 Maple


 Black


 White

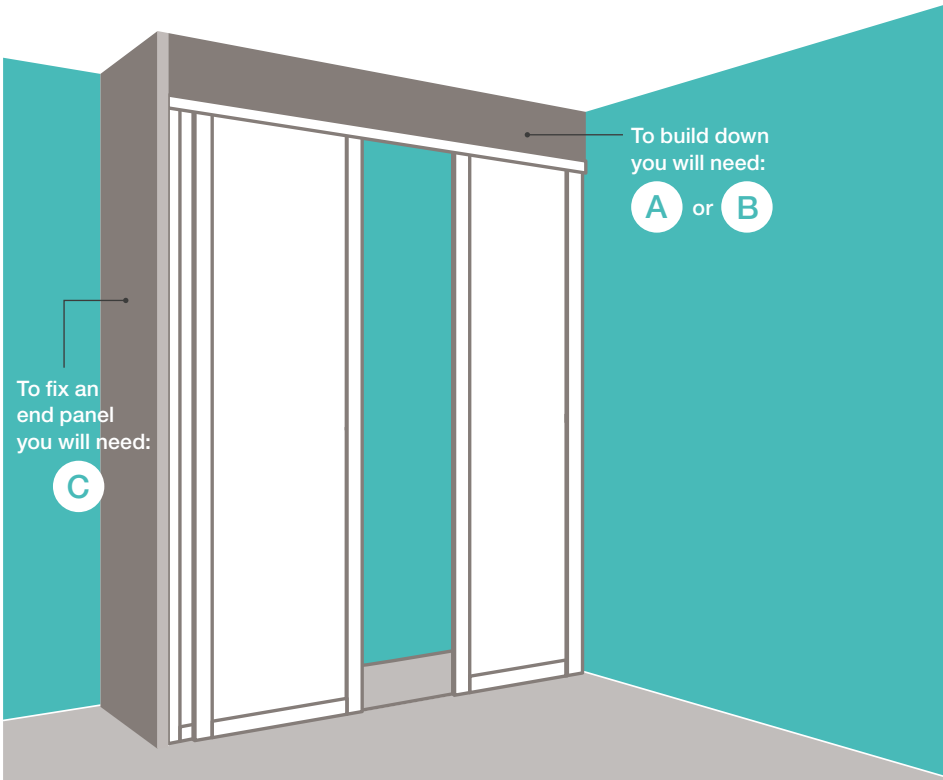

 Silver




End panels
Dimensions: H 2800 x W 620 x D 18mm
 All end panels come with our fixing blocks.

Fillets
Dimensions: H 2800 x W 90 x D 18mm

fitting accessories






A
Spacer Blocks
 (pk of 12)

Reduces gaps by up to **120mm**
 4320X-SP



B
Opening Height Reducer


Reduces gaps between **127-457mm**
 4300X-SP



C
Fixing Blocks
 (pk of 10)

Fits end panels to existing walls.
 4829-SP

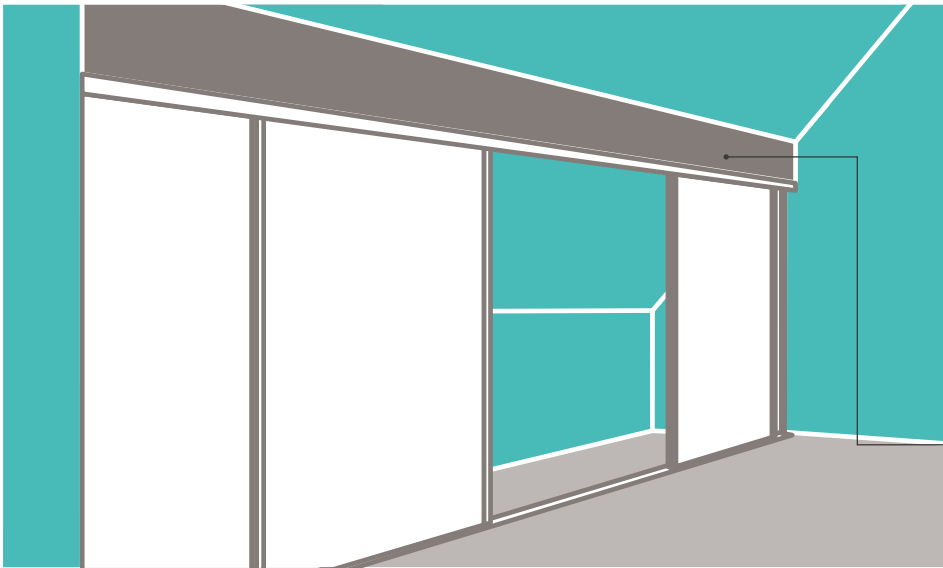
Loft rooms



D
Angled Ceiling Bracket

Used for sloping ceilings.
 4310-SP

To fix the top track to a sloping ceiling you will need an angled ceiling bracket.



select your tracksets

With our fixed sized sliding doors you will need to buy the tracksets separately. Available in 3 different lengths.

	Small 1803mm	Medium 2692mm	Large 2692mm
Trackset A For Heritage silver, Heritage wood, Classic, Shaker, Loft Heritage.	White & silver	White & silver	White & silver
Trackset B For Ellipse, Minimalist, Loft Minimalist	Satin silver	Satin silver	Satin silver
Trackset C For Switch & Domalti	Satin silver	Satin silver	Satin silver
Trackset D For Contour & Titan	Satin silver	Satin silver	Satin silver

aura storage solutions

Aura offers an innovative way to organise your home.

The innovative Aura modular storage system offers a wide range of accessories making it ideal for a getting the storage you actually need.

The Aura storage system can adapt with your lifestyle, allowing you to reorganise your storage space adding accessories such as linen baskets, shoe racks and additional shelving.



- 1 Telescopic post**
Silver effect
H 2110 – 2700mm
2632-000-SC

- 2 Small single shelf**
H 25 x W 550 x D 500mm
2687-550-WT White
2687-550-OK Oak effect

- 3 Large single shelf**
H 25 x W 900 x D 500mm
2687-900-WT White
2687-900-OK Oak effect

- 4 Small two drawer kit**
H 350 x W 550 x D 500mm
2686-550-WT White
2686-550-OK Oak effect

- 5 Large two drawer kit**
H 350 x W 900 x D 500mm
2685-900-WT White
2685-900-OK Oak effect

- 6 Telescopic hanger bar rail**
Silver effect
W 700 – 1300mm
2629-SC

- 7 Fixed hanger bar rail**
Silver effect
W 550mm
2969-550-SC


- 8 Trouser rack**
Silver effect
H 25 x W 900 x D 500mm
2681-SC

- 9 Double shoe rack**
Silver effect
W 900mm
2694-SC

- Drawer brackets**
Silver effect. Pack of 2
2698-SC

- Shelf brackets**
Silver effect. Pack of 2
2572-SC

Wood components
available in:



What storage do you need?



Lots of hanging space



Plenty of shelving



Everything you could possible need

relax storage solutions

Truly versatile, the Relax modular storage system not only does the job, but looks great doing it.

The Relax storage system offers excellent flexibility; this modular, stanchion based system can run from floor to ceiling or floor to wall depending on your space and needs.

Within the system you can add / change / move the components as frequently as you like. Some people fold all their clothes; some people hang all their clothes – either way our storage solutions allow you ultimate flexibility. You can even have floor to ceiling shoe racks should you wish!



- 1 **Floor to ceiling stanchion**
H 2700mm – can be cut to size
SSR-2020-106-AN

- Floor to wall stanchion**
H 2240mm – can be cut to size
SSR-2121-080-AN

- 2 **Small deep shelf**
H 25 x W 550 x D 500mm
SSR-3090-5550-LN Linen
SSR-3090-5550-WL Walnut

- Small narrow shelf**
H 25 x W 550 x D 330mm
SSR-3090-5533-LN Linen
SSR-3090-5533-WL Walnut

- 3 **Large deep shelf**
H 25 x W 900 x D 500mm
SSR-3090-9050-LN Linen
SSR-3090-9050-WL Walnut

- Large narrow shelf**
H 25 x W 900 x D 330mm
SSR-3090-9033-LN Linen
SSR-3090-9033-WL Walnut

- 4 **Small double drawer**
H 380 x W 550 x D 500mm
SSR-2946-550-LN Linen
SSR-2946-550-WL Walnut

- 5 **Large double drawer**
H 380 x W 900 x D 500mm
SSR-2945-900-LN Linen
SSR-2945-900-WL Walnut

- 6 **Trouser rack**
H 190 x W 900 x D 500mm
SSR-3018-3-900-LN Linen
SSR-3018-3-900-WL Walnut

- 7 **Media kit**
H 190 x W 900 x D 500mm
SSR-3020-550-LN Linen
SSR-3020-550-WL Walnut

- 8 **Small matrix box**
H 380 x W 550 x D 500mm
SSR-3010-550-LN Linen
SSR-3010-550-WL Walnut

- 9 **Large matrix box**
H 380 x W 900 x D 500mm
SSR-3009-900-LN Linen
SSR-3009-900-WL Walnut

- 10 **Pull down hanger bar**
W 850 – 1160mm
SSR-2684-830-AN

- 11 **Hanger bar**
W 1220mm – can be cut to size
SSR-2022-048-AN


- 12 **Shoe rack**
W 1220mm – can be cut to size
SSR-2123-048-AN

- 13 **Sliding basket**
W 900mm
SSR-2454-900-AN

Wood components
available in:



Linen effect



Walnut
wood effect



Floor to ceiling
stanchion height:
2780mm



Floor to wall
stanchion height:
2280mm

Both types of stanchion can be easily cut down to your desired height.

sliding doors & storage solutions

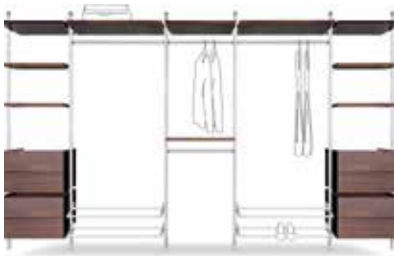
What storage do
you need?



Lots of hanging space



For your shoe collection




A bit of everything

plan your space for sliding doors

First things first

Measure up

It's really important to prepare your project by measuring up your space, this will ensure that the reality matches the dream.



Why we need your measurements

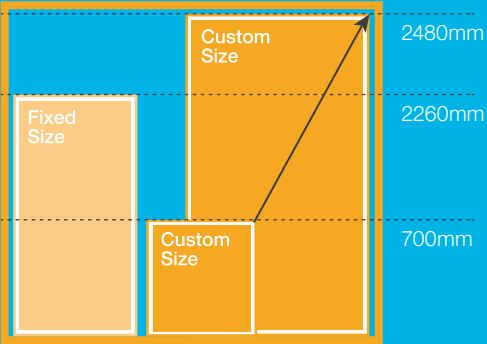
Height – No ceiling and floor are perfectly level so to ensure our doors fit correctly we need 3 measurements A, B, C. Our doors are made to the smallest height to guarantee the doors slide effortlessly.

Width – Measure at the top and bottom of your space D & E.

Depth – Our interior systems require a minimum depth of 620mm.

What's next...

Once you know what space you have to work with, we have 2 door options to help you achieve your project, fixed or custom.



Find out more

Fixed sized doors DIY savvy

Fits an opening space of **2260mm** (1150mm on loft ranges) high & up to **3606mm** wide. Doors come in 3 widths: **610, 762, 914mm**.

- Trackset sold separately
- Selected glass & panel options available
- Build or adjustment of your opening may be required



Build down

If you need to prepare your opening space use our range of fitting accessories.

Selected panel choices

Available in our most popular colours and finishes.

Build to an end panel

Create a space that works for you by building to an end panel.

Your dream design

Custom sized doors Easy peasy

Made to fit an opening space from **700 to 2480mm** high & up to **4555mm** wide.

- Made to fit any opening space
- Colour matched trackset is included
- More glass & panel options available
- Simply fit your tracks then your doors
- Will take you approx 2 hours to fit



Fits all spaces

Made to your exact opening space so installation is straight forward.

Wider choice of panels...

Including on-trend colours and more ways to personalise your door with different configurations.

Tracksets included

To match your door frame and arrive already cut to size for your opening space.

Calculate how many fixed sized doors you need

Use the table below to find out which fixed sized doors and tracksets work best with your opening space.

Ideal opening width	2	Door size	Trackset length
1195mm		610mm	1803mm (small)
1499mm		762mm	1803mm (small)
1803mm		914mm	1803mm (small)
Ideal opening width	3	Door size	Trackset length
1780mm		610mm	1803mm (small)
2236mm		762mm	2692mm (med)
2692mm		914mm	2692mm (med)
Ideal opening width	4	Door size	Trackset length
2390mm		610mm	2692mm (med)
2998mm		762mm	3607mm (large)
3606mm		914mm	3607mm (large)

To make your fixed sized doors fit your opening space you may have to build down from the ceiling. We have a selection of accessories that will help you achieve your desired look.

Go to page 53 for more details

Build an end panel

Build an end panel with fixed or custom sized doors.

See page 52–53 for all the fitting accessories you will need.




plan your space for storage

a storage system built around you

First things first

Measure up

It's really important to prepare your project by measuring up your space. This will ensure your storage systems fit perfectly and inform what you do.



What's next...

Now you have your measurements, you can start to plan your interior storage solution. Spacepro stanchion based systems can run from floor to ceiling or floor to wall depending on your space and needs.

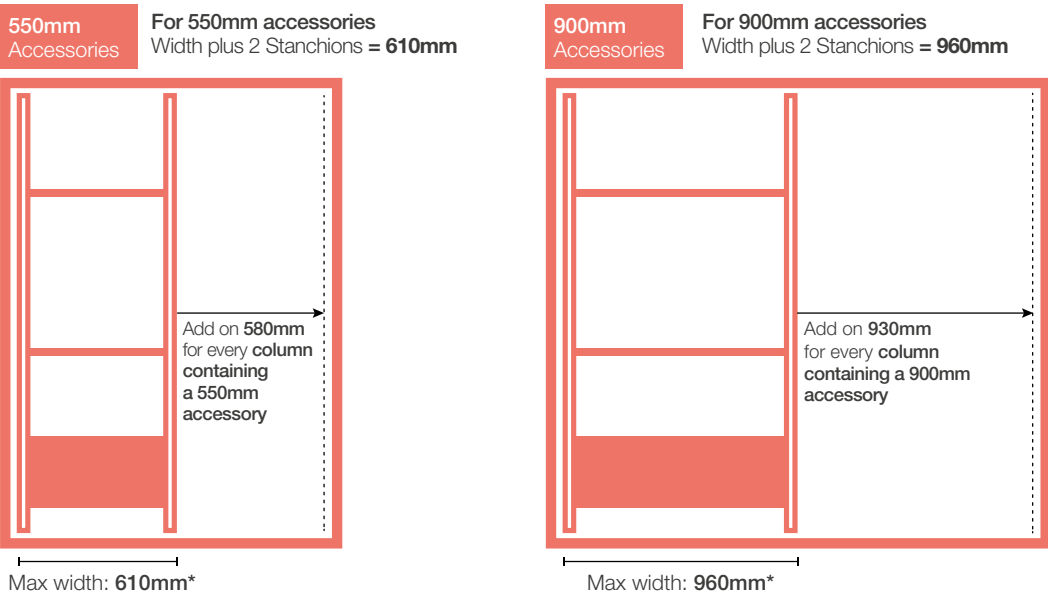
The Aura system is simple to install and the accessories hook in and out of the stanchions making it really easy to arrange your storage how you need it.

The Relax system gives you even more flexibility with the option of installation floor to ceiling or floor to wall. Its patented attachment system lets you position the accessories with millimetre precision, so you can use all your space and fit in those awkward-sized possessions.

Find out more

Planning your storage

Start with one column on the left of your space and then add on additional columns until you have filled your space. Most accessories are 550mm or 900mm but our adjustable hanger bars can be used to fill in that extra space.

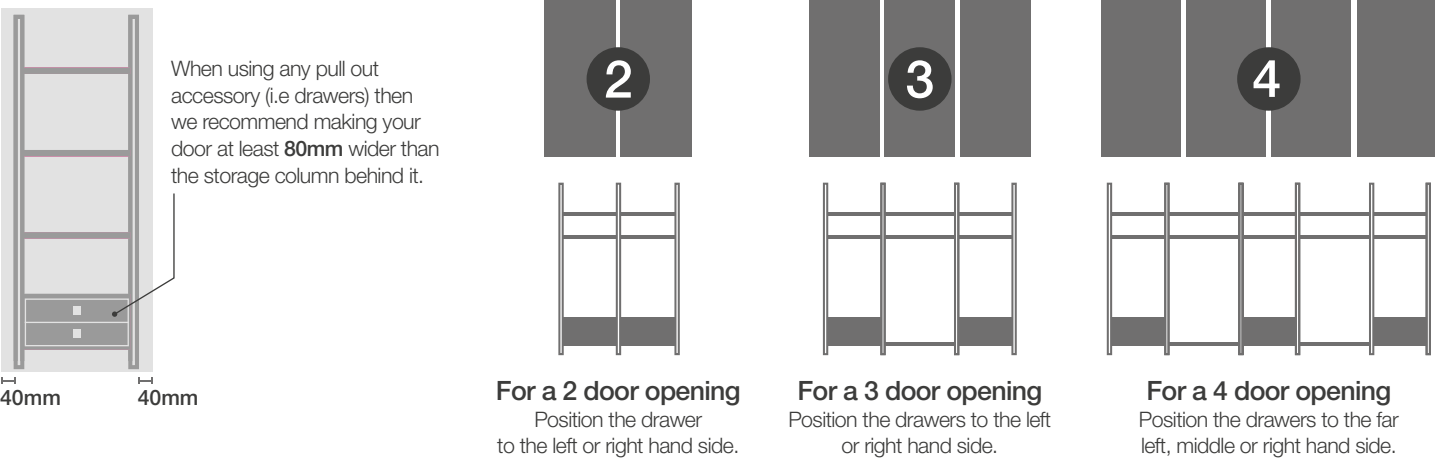


Flexible width accessories

When using our flexible width accessories like our hanger bars or the Relax shoe rack, just add 30mm on to the desired accessory width to work out the space needed.

* These measurements include both left & right stanchions

Accessory placement & arrangement with doors

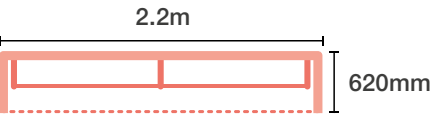


Interior options

Just look at what you can achieve with Spacepro storage systems.



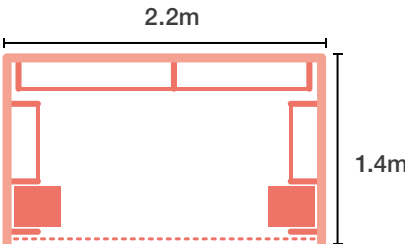
Reach-in wardrobe



We recommend a reach in to wardrobe to be a minimum of 620mm deep to fit you hangers comfortably.



Walk-in wardrobe



With just 1.4m you can get your very own glamorous walk-in wardrobe.

don't
compromise
on space...



SlidingWardrobeWorld

The World of Sliding Wardrobes Delivered to Your Door

Made to Measure Sliding Doors & Storage Solutions