

# Standard Sliding Doors & Storage Solutions

**i.space**   
THE LOOK YOU LOVE



*Your home needs to reflect you, your style, your taste,  
the way you live.*


# Contemporary Standard Doors

Uncluttered, stylish contemporary doors have been designed with modern living in mind, by delivering clean uncomplicated lines combined with 'on trend' wood effects, mirror and glass.

These doors reflect the most stylish colours, textures and designs. By perfectly pairing these together we have created designs which truly thrive in any living space, and will truly inspire us.

////////////////////////////////////

See page 17 for the  
NEW Automatic lighting  
system for all of our  
Standard Doors.





Create, Combine & Inspire. Contemporary standard doors



Contemporary wideline: X3 Wengé/soft white glass/wengé wideline doors

# Wideline

## Contemporary door options

Available in 3 different wood effect options, wengé, oak and white. These contemporary doors add luxury to any room and with the additional option of having either the wood effect or soft white glass centre section, the choice will be entirely yours.



Uncluttered contemporary designs are combined with both white glass sections, or same wood effect finishes, to create a sleek contemporary look. Ideal for any type of room, and sure to give your home that added luxury.

- 3 different wood effect finishes in wengé, white and oak
- Soft white glass or same wood centre sections
- Frame available in Silver
- Available door widths are 610mm & 914mm
- Maximum opening width 3607mm
- Maximum opening height 2260mm

Maximum opening width of **3607mm** with a maximum opening height of **2260mm**

Create, Combine & Inspire. Contemporary standard doors



**Contemporary Fineline:** X3 Wengé/soft white glass/wengé fineline doors

# Fineline

## Contemporary door options

Available in 3 different wood effect options, wengé, oak and white. These contemporary doors add luxury to any room and incorporate a narrow white glass centre section, that adds detail and style to overall appearance.



Uncluttered contemporary designs are combined translucent white glass sections, to create a sleek contemporary look. Ideal for any type of room, and sure to give your home that added luxury it deserves.

- 3 different wood effect finishes in wengé, white and oak
- Soft white glass centre sections
- Frame available in Silver
- Available door widths are 610mm & 914mm
- Maximum opening width 3607mm
- Maximum opening height 2260mm

Maximum opening width of **3607mm** with a maximum opening height of **2260mm**



Create, Combine & Inspire. Contemporary standard doors



Contemporary Mirror & glass: X2 Leaf print

# Mirror & Glass

**Contemporary mirror door options**  
Choose from the wide range of mirror doors available, with the option of full mirror doors, all encased in silver frames. Or from additional decorative designs such as the 4 panel full mirror doors, the Louvre mirror door, or the frosted detail mirror doors. Also introducing our NEW Floral and Leaf pattern designs.



Combining the latest mirror door designs to present a more stylish & versatile range. These mirror doors create a spacious feel to any room - encased within a modern silver effect frame and a selection of different pattern designs, this range is versatile enough to suit everyone's taste.

- Frosted, clear mirror, decorative and soft white glass doors
- Frame available in silver effect
- Available door widths are 610mm, 762mm & 914mm
- Maximum opening width 3607mm
- Maximum opening height 2260mm

Maximum opening width of **3607mm** with a maximum opening height of **2260mm**

\*Please note that NOT all mirror doors come in all of the 3 standard widths.






# Classic Standard Doors

Create an elegant appearance to your room with either the Decor panel, Cathedral arch, full panel or mirror doors. The selection of wood effects add a classic element in any room and match perfectly with the mirror frame equivalents.

Unlike the contemporary doors these classic designs use existing popular wood effects and colours that compliment any traditionally influenced room. Creating an understated charm, in any setting.



See page 17 for the  
NEW Automatic lighting  
system for all of our  
Standard Doors.





Create, Combine & Inspire. Classic standard doors



Classic Mirror & glass: X4 Alder frame mirror doors

# Mirror & glass

**Classic mirror door options**  
Choose from the wide range of mirror doors available, with the option of full mirror doors with either White and Alder frames. These colour options compliment any traditional room, and are perfectly paired with the panel door equivalents for added flexibility.



These mirror doors create a spacious feel to any room - encased within a selection of different wood effect frame finishes, this classic range is versatile enough to suit any traditional setting.

- Frosted, clear mirror and white glass doors
- Frame available in white and alder
- Available door widths are 610mm, 762mm & 914mm
- Maximum opening width 3607mm
- Maximum opening height 2260mm

Maximum opening width of **3607mm** with a maximum opening height of **2260mm**

\*Please note that NOT all mirror doors come in all of the 3 standard widths.

Create, Combine & Inspire. Classic standard doors



Classic Decor Panel: X4 White decor panel doors

## Decor panel

### Classic decor panel door options

Choose from our range of classic doors available in White, and Alder wood effects. These colour options and added detail compliment any traditional room in the home and are perfectly paired with the mirror door equivalents for added flexibility.



These traditional decor doors compliment the mirror door equivalents perfectly and so opens up the number of possibilities available. All you have to do is choose the wood finish that suits you best. Creating added elegance to any room setting.

- White doors available in decor panel and cathedral arch
- Alder doors available in plain panel
- Available door widths are 762mm & 914mm
- Maximum opening width 3607mm
- Maximum opening height 2260mm

Maximum opening width of **3607mm** with a maximum opening height of **2260mm**



# kids Chalk doors

NEW



**Kids chalk sliding doors...**  
**Introducing a Playful answer for a practical Storage solution.**  
 Let your kids go mad with these full sized standard doors, entirely made from chalk board, creating a little bit more fun for any child's room.



- Available door widths are W610mm
- Maximum opening width 3607mm
- Maximum opening height 2260mm



## Accessories for Standard Doors



17

NEW

### Automatic lighting

New to the made to measure sliding door range, is our automatic lighting system. This lighting system slots between the ceiling and top track, and automatically turns on and off when you open and close your sliding doors. Easy to fit, just simply plug and play.



Image taken from our Made to Measure Door Range



Solo Light



Duo Light



Infra-red control box

(Please Note: You will need 1 Infra-red fitting for every light pack purchased).

### Don't forget to order!

#### Track sets

Track sets are available in both Silver and White, and will need to be cut to size to fit your opening space (using a standard hacksaw).


1193-1803mm  
 753210 White 203313 Silver

1804-2692mm  
 753277 White 203314 Silver

2693-3607mm  
 753234 White 203315 Silver

Silver

White



### What else may you need?

#### Accessories

If your ceiling height is over 2260mm you'll need to reduce the height by adding a top panel or gap filler. Spacer Blocks, Opening Height Reducer and Fixing Blocks can be used to secure MDF or plasterboard in the excess space to either the side of the opening or above.

**Please note:** If your opening gap is greater than 127mm then use the 'Opening Height Reducer'. If this is less than 127mm then use the 'Spacer Blocks'. To add an end/side panel, fix this using the 'Fixing Blocks'.

Spacer Blocks (pack of 10)



Fixing Blocks (pack of 10)



Opening Height Reducer





# Standard Doors

## at a glance...

All doors are 2220mm high (fitting an opening height of 2260mm).

### Contemporary Doors

#### Wideline



#### Fineline



#### Mirror & Glass



### Classic Doors

#### Classic - Mirror



#### Classic - Decor Panel



# Measuring Up

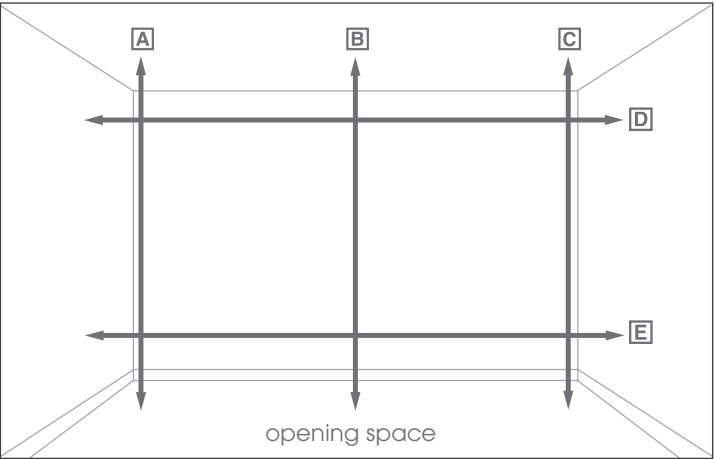
## for Standard Doors

### Step 1

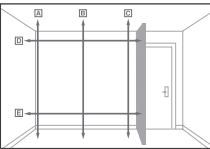
#### How to measure up for standard sliding doors

Begin by measuring your opening space. All doors fit a maximum opening height of 2260mm with a maximum opening width of 3607mm. Doors are available in up to three widths (610mm, 762mm or 914mm).

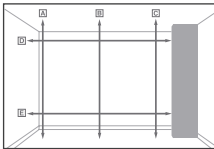
**Please note:** Doors don't come in all three widths. Please make sure that you are aware of this (selecting your door first) before measuring up. If there is a difference between the measurements of heights A, B or C, this means that your ceiling and floor are not parallel. Your track-set will allow for a difference of up to 25mm, but if the difference exceeds this you will need to make adjustments to your ceiling or walls. (See diagrams 1b, 1c & 1d). This can easily be done using our accessories listed on the previous page (Spacer blocks for gaps under 127mm or the Open height reducer for gaps exceeding 127mm).



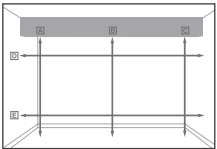
1a. Fitting to ceiling and wall to wall.



1b. Fitting to a doorway or window opening.



1c. Fitting with a side panel (if wider than 4555mm).



1d. Reducing ceiling height (if higher than 2450mm).

### Step 2

#### Select and fit your Storage System

Begin by measuring your internal space. When fitting the Aura Storage system, decide whether you want the 550mm or 900mm wide shelves or drawer units as this may effect your door choice. Lay the components out first to ensure they fit your space. (All storage solution components come with detailed instructions).

### Step 3

#### Build the opening for your doors

All doors are made to fit a standard opening height of 2260mm including track. Higher ceilings can be reduced using spacer blocks or opening height reducer.

### Step 4

#### Calculate your door requirements

The number of doors you will need will depend on your opening width. Refer to the calculation table below for additional information.

OPENING WIDTH	NUMBER OF DOORS REQUIRED	TRACK SET
1193mm (47")	Two 610mm (24")	1803mm (71")
1498mm (59")	Two 762mm (30")	1803mm (71")
1778mm (70")	Three 610mm (24")	1803mm (71")
1803mm (71")	Two 914mm (36")	1803mm (71")
2235mm (88")	Three 762mm (30")	2692mm (106")
2387mm (94")	Four 610mm (24")	2692mm (106")
2692mm (106")	Three 914mm (36")	2692mm (106")
2946mm (116")	Five 610mm (24")	3607mm (142")
2997mm (118")	Four 762mm (30")	3607mm (142")
3556mm (140")	Six 610mm (24")	3607mm (142")
3607mm (142")	Four 914mm (36")	3607mm (142")



Step 2. Select and fit your Storage System



Step 3. Build the opening for your doors





Aura Storage Solutions: In white

# Aura

## Storage Solutions

Aura storage solutions are available in both oak and white, and come in 2 widths of 550mm and 900mm x 500mm deep. The system offers an adjustable opening height between 2110mm - 2700mm with stanchions that fit floor to ceiling. (The full component range is displayed on the page overleaf).

Aura storage solutions are easy to create as well as being versatile and practical. With a choice of components to create a stylish wardrobe interior or contemporary wall storage display for any space in any home. What ever the space, this modular system can easily be adapted a to suit your every need ....over and over again.

- Available in oak and white
- Available component widths are 550mm, 900mm
- Depth of shelves and drawers 500mm
- Opening height of 2110mm - 2700mm
- Telescopic posts fit floor to ceiling

### Finish options




Maximum opening height of 2700mm

# Aura Storage Solutions



Available in both Oak effect and White

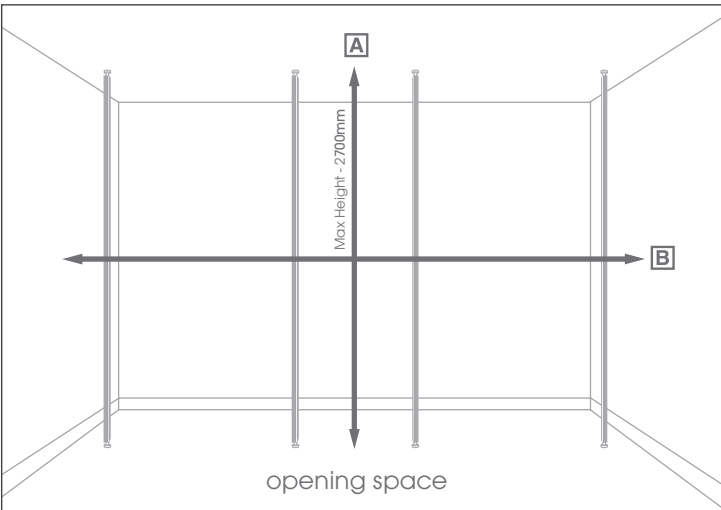


Component listing with ordering code, Colour effect and overall dimensions.  
Please refer to the ordering form for ordering these items.

Ref	Description	Code	Effect	Dimensions
1	Telescopic post	2632-000-SC	Silver effect	2110mm - 2700mm
2	550mm shelf	2687-550-WT	White effect	550mm x 500mm x 25mm
3	900mm shelf	2687-900-WT	White effect	900mm x 500mm x 25mm
4	550mm drawer unit	2686-550-WT	White effect	550mm x 500mm x 350mm
5	900mm drawer unit	2685-900-WT	White effect	900mm x 500mm x 350mm
6	550mm shelf	2687-550-OK	Oak effect	550mm x 500mm x 25mm
7	900mm shelf	2687-900-OK	Oak effect	900mm x 500mm x 25mm
8	550mm drawer unit	2686-550-OK	Oak effect	550mm x 500mm x 350mm

**Please Note:** Telescopic posts illustrated in the images above are sold separately.  
(See image 1)

Ref	Description	Code	Effect	Dimensions
9	900mm drawer unit	2685-900-OK	Oak effect	900mm x 500mm x 350mm
10	Telescopic hanger bar	2629-SC	Silver effect	700mm - 1300mm
11	Fixed hanger bar	2969-550-SC	Silver effect	550mm
12	Shoe rack	2694-SC	Silver effect	900mm
13	Trouser rack	2681-SC	Silver effect	900mm
14	Drawer bracket (pack of 2)	2698-SC	Silver effect	n/a
15	Shelf bracket (pack of 2)	2572-SC	Silver effect	n/a



Step 1. measure up



Step 2. calculating components



Step 3. Fitting your system

## Planning and installing the Aura Storage System

### Step 1 Measure up

Measure the width and height of the space available for your storage solution.  
**Please note:** Telescopic posts fixed between the floor and ceiling are used to support the shelving/drawers and have an adjustment range of 2700mm.

### Step 2 Calculate components

By choosing different drawer and shelving sizes you can create a unit to fit any individual space, which can be adapted to suit your changing needs, whenever you need.

### Step 3 Fitting your storage system

All components come with detailed installation instructions. Make sure you pick up everything you need to complete your project.

For further help on installing please visit [www.hdhc.com](http://www.hdhc.com)

**Note:** Layout your storage components including your telescopic posts before fixing them, to make sure your space is correct.

## Getting you started...

Putting the Aura Storage system together for the first time can appear quite daunting. As a helping hand, these 3 starter kits have been developed to help kick start your Aura Storage system successfully.

- Kit 1. (1250-1850mm wide)**  
Creating this look, you will need:
- X4 W900mm Shelves
  - X2 Telescopic post
  - X2 Extendable hanger bars
  - X4 Shelf brackets (pack of 2).

- Kit 2. (2300 - 3500mm wide)**  
Creating this look, you will need:
- X4 W900mm Shelves
  - X1 Shoe rack
  - X2 Telescopic post
  - X2 Extendable hanger bars
  - X2 Shelf brackets (pack of 2).

- Kit 3. (3400 - 4600mm wide)**  
Creating this look, you will need:
- X4 Aura Stanchions
  - X2 Telescopic hanger bar
  - X1 Fixed Hangerbar
  - X1 Trouser Rack
  - X2 900mm White Shelves
  - X4 550mm Shelves
  - X6 Shelf Brackets (pairs)

Kit 1. (1250-1850mm wide)



Kit 2. (2300 - 3500mm wide)



Kit 3. (3400 - 4600mm wide)



## Standard Storage Unit

Available in both White and Beech effect.  
**H2032mm x W381- 2835mm x D365mm**

Also available is the 2 Drawer pack, which can be fitted inside the storage unit.



White Standard Storage Unit and drawers



Beech Standard Storage Unit and drawers





## Standard Sliding Doors & Storage Solutions

**Home Decor Innovations**  
Beighton Road East, Sheffield, S20 7JZ. UK  
Web: [hdhc.com](http://hdhc.com)

**i.space**   
THE LOOK YOU LOVE

Re-order code: 5224-S145-V2